





1) Know the competition



01

Know the competition

1. Know the competition



- **Knowing about the competition you are participating in is part of the preparation.**
- **You need to familiarize yourself with the rules and regulations of the competition.**
- **Besides, you should also take your time to go through the spelling words of the previous competitions just to get a basic idea of the difficulty level.**
- **This will help you understand what you are putting yourself into and thus, you can prepare accordingly.**

2) Prepare a study schedule



02

Preparing a well planned spelling bee training schedule

2. Preparing a study schedule



- **The earlier you start your preparations for the spelling bee, the better.**
- **Remember, as a school student, the spelling bee should not be your only priority.**
- **You will have studies, extra curricular activities, and other things to attend to.**
- **Prepare a study schedule for the spelling bee and set up goals that you need to complete within a fixed date. This will help you make progress in a steady and planned manner.**
- **[In case you are starting your preparations a bit late, check this out.](#)**

3) Spelling Bee Word lists

1st grade Spelling Words
2nd grade Spelling Words
3rd grade Spelling Words
4th grade Spelling Words
5th grade Spelling Words
6th grade Spelling Words
7th grade Spelling Words
8th grade Spelling Words
High School Spelling Words
Very Difficult Spelling Words
Hard Words to spell



03

**Learning the
spelling bee
word lists**



3. Learning the spelling bee word lists



- **Spelling bee word lists are the most important resources for spelling bee participants. Word lists are categorized according to grades or difficulty levels.**
- **Start from the lower levels and make your way to the harder word lists.**
- **Spell out each word loudly and write them down multiple times so that you do not forget them.**
- **Read, write, and repeat – this is the mantra you need to chant to yourself if you want to conquer all the spelling bee words from those word lists.**
- **[Find the spelling bee words here.](#)**



Spelling Bee Ninja

04


Isolating the difficult words

4) Isolate difficult or unknown words



 Spelling Bee Ninja

4. Isolating the difficult words



- **As you go through the word lists, you will come across certain words that might be unknown to you or difficult to spell.**
- **It is natural that you will not be familiar with all the words on your word lists.**
- **If you are unable to learn these new or difficult words at your first attempt, it is in your best interest to isolate them.**
- **Just note down all the words that are causing you problems.**
- **We will be dealing with them in a special manner.**



Spelling Bee Ninja

05

Making a custom
list with the
isolated words

5) Custom word list with isolated words

Spelling Words List: Custom Word List

List Name: Custom Word List

Visibility: **Private**

Public url: Not Applicable

[Copy](#) [Change](#) [Import Words](#) [Clone](#) [Empty](#)

#	Word	Grade	Remove
1	Aboard	---	
2	Awesome	---	
3	Belong	---	
4	Bubble	---	
5	Chop	Grade 1	
6	Deserve	---	
7	Disagreeable	---	
8	Interfere	Grade 5	
9	Moan	---	

 Spelling Bee Ninja

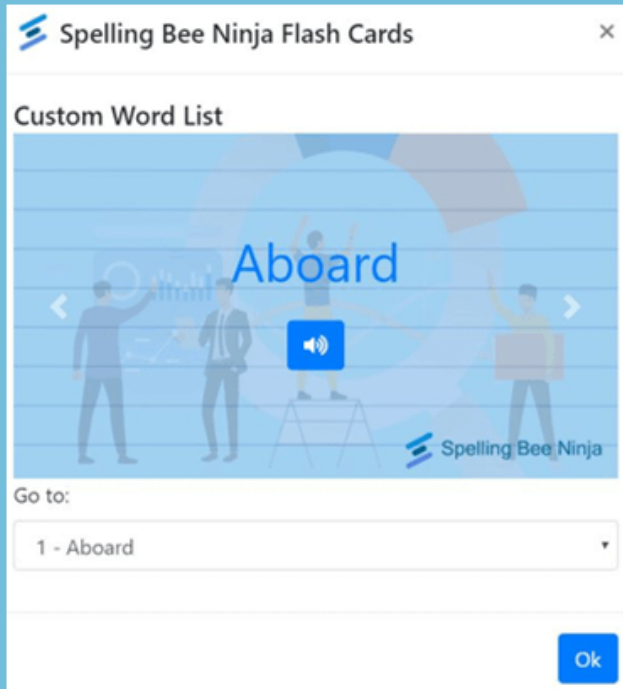


5. Making a custom list with the isolated words



- Take the words you isolated in step 4, and prepare a new [word list](#) with them.
- This new [word list](#) will be used to master all those difficult words you failed to memorize.
- While preparing a custom [word list](#), it is recommended to use the Spelling Bee Ninja app's custom [word list](#) feature.
- That way, you can not only create a printable custom [word list](#), but can also create flashcards directly from the custom list.
- [Click here to know how you can create a custom word list with SBN.](#)


6) Using Flashcards




Spelling Bee Ninja

06

**Using flashcards
to learn the
spelling bee words**



6. Using flashcards to learn the spelling bee words



- **Flashcards have the word written on one side of the card and its respective meaning on the other.**
- **The human mind is able to memorize something quicker if they can store it in their memory in the form of a visual.**
- **Flashcards use this ability to their advantage, especially when it comes to spelling bee training.**
- **By using flashcards, we will be able to memorize the spelling bee words much faster and with little effort.**
- **[Click here to know more about flashcards, and how you can generate flashcards using Spelling Bee Ninja.](#)**

7) Knowing root words or Etymology




 Spelling Bee Ninja



Spelling Bee Ninja

07

**Diving deeper
into the
spelling bee words
with etymology**



7. Diving deeper into the spelling bee words with etymology



- **Etymology is the study of the origin or history of words. Etymology deals with the roots of the words. It helps to trace the words back to their original forms.**
- **Etymology is important for every speller, especially when you come across difficult or complex words.**
- **You will see that such difficult spelling words are easier to grasp when you break them down into smaller chunks which in this case, are the root words.**
- **Not all the words on your spelling bee word lists need to be learnt with their corresponding root words. Just do the difficult ones.**
- **[Click here to know more about Etymology and discover some root words.](#)**

8) Online spelling tests

The screenshot shows the 'Spelling Bee Ninja' interface for 'Spelling Test Version 2.7'. On the left, a sidebar lists test details: Test Type (Official), Score (0/0), Words to go (10), Repeat Calls (Unlimited), Last Word (---), Difficulty (Grade 6 Standard), and Time (00:00:55). The main area features a character avatar, a welcome message, an 'Enter your answer' input field with a play button, and five control buttons: Next Word, Repeat, Skip, Define, and Quit Test.

 Spelling Bee Ninja



Spelling Bee Ninja

08

Trying out
online spelling tests

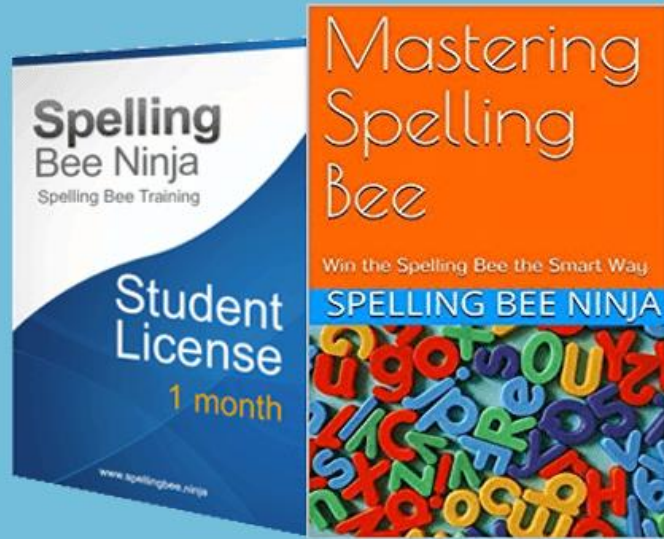


8. Trying out online spelling tests



- **You are done with your spelling bee words. Now all that is left is to see how good you are with those words.**
- **The best way to do so is to take an online [spelling test](#).**
- **Hop over to Spelling Bee Ninja and take as many spelling tests as you can over there.**
- **Be sure to use the custom [word list](#) you had prepared earlier in step 5.**
- **Use the [Spelling Test](#) app and Smart Trainer feature with different word lists.**
- **[Click here to learn more about Spelling Bee Ninja's Spelling Test app and Smart Trainer, and how you can use them to your advantage.](#)**

Use the proper resources



 Spelling Bee Ninja


Spelling Bee Ninja

09

**Determining
how prepared
you are**



9. Determining how prepared you are



Since you are taking online spelling tests, be sure to check your rankings to understand where you stand with your vocabulary and how well prepared you are for the spelling bee.

Check your statistics or report after every test you take.

Remember, you need to do better and bring improvement upon yourself with each test you take.

That way, you can determine how your preparation is so far and what you should be doing next to bring further improvement.

That is all for your spelling bee training. Hope you utilize these steps properly and put in your best effort.

Best of luck!



Spelling Bee Ninja

Win The Spelling Bee

<https://www.spellingbee.ninja>